

2x LED Lighted Hands-Free Magnifier with 4x Spot Lens

Congratulations on selecting your new LED Lighted Magnifier! In order to achieve optimum performance, please follow instructions for proper use and care.

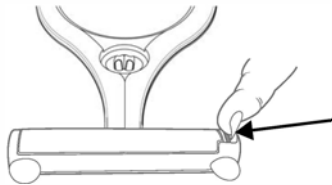


PRODUCT SPECIFICATION

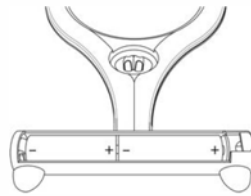
Magnification:	2x/4x Spot Lens	Dimensions:	5.3" x 0.9" x 8.9"
Weight:	0.35 lbs	Batteries:	2 AA (not included)
Lens Diameter:	110mm (4.3")	Accessories:	Neck Strap

INSTALLING BATTERIES

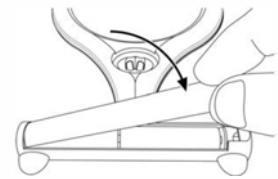
1. Press down battery door tab and lift up to open battery compartment.



2. Insert 2 AA batteries according to polarity indicators marked inside battery compartment.



3. Reattach battery door when complete.



WARNING

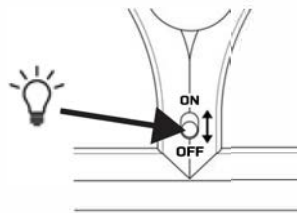
Use only alkaline batteries. Mixing old and new, different brands or types within brands may cause batteries to leak, overheat or explode. Keep away from fire or excessive heat. Inspect batteries for corrosion or leakage. Insert in direction indicated. Rechargeable batteries not recommended.

USING MAGNIFIER

1. Place strap around neck and adjust length as desired. Rubber feet should rest against chest.



2. To turn LED light ON/OFF, slide switch up/down



3. Place subject under magnifying glass. Depending on your vision, you may need to move the subject closer or further away from magnifying lens until focused.

4. To see superfine details, use the spot lens.

Note: The subject should be close to the spot lens.

CARE

Clean using microfiber lens cloth. Do not use any abrasives, chemical cleaners, or solvents.

Customer Service:

If you experience any difficulties, please contact us and we will be happy to help you.



✉ info@carson.com



✉ uksupport@carson.com



✉ eusupport@carson.com

For warranty information, visit www.carson.com/warranty

www.carson.com

Carson Optical 2070 5th Avenue, Ronkonkoma, NY 11779 | Tel: 631-963-5000